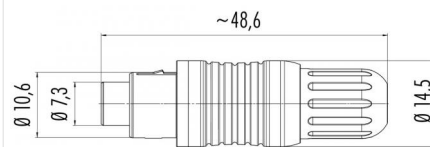


Product description	Push-Pull female cable connector, Contacts: 8, 3.5 - 5.0 mm, shieldable, solder, IP67
Area	Push-Pull series 430
Order number	99 4930 00 08

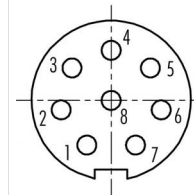
Illustration



Scale drawing



Contact arrangement (Plug-in side)



	X	Y
1	-0,90	-1,65
2	-1,85	-0,35
3	-1,45	1,20
4	0,00	1,85
5	1,45	1,20
6	1,85	-0,35
7	0,90	-1,65
8	0,00	0,00

You can find the component part drawing and assembly instructions on the next page.

Technical data

General values

Connector design	female cable connector
Connector locking system	Push-Pull
Termination	solder
Wire gauge (mm)	max. 0.14 mm ²
Wire gauge (AWG)	max. 26
Cable outlet	3.5 - 5.0 mm
Upper limit temperature	85 °C
Lower limit temperature	- 40 °C
Customs tariff number	85369010
Packaging Unit	100

Electrical values

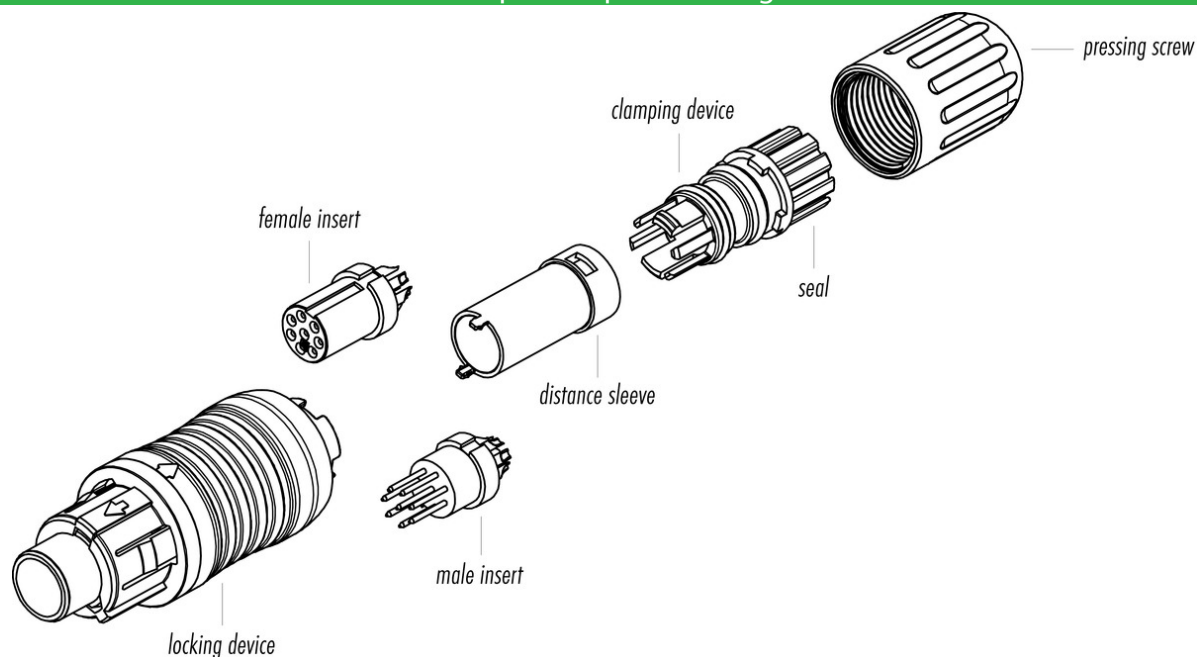
Rated current (40 °C)	1 A
Rated voltage	125 V
Rated impulse voltage	1500 V
Pollution degree	2
Overvoltage category	I
Insulating material group	II
EMC compliance	shieldable
Degree of protection	IP67
Mechanical operation	> 500 Mating cycles

Material

Contact material	CuSn (bronze)
Contact plating	Au (gold)
Contact body material	PUR/PA
Housing material	PA
Locking material	CuZn (Brass nickel plated)
REACH SVHC	CAS 7439-92-1 (Lead)

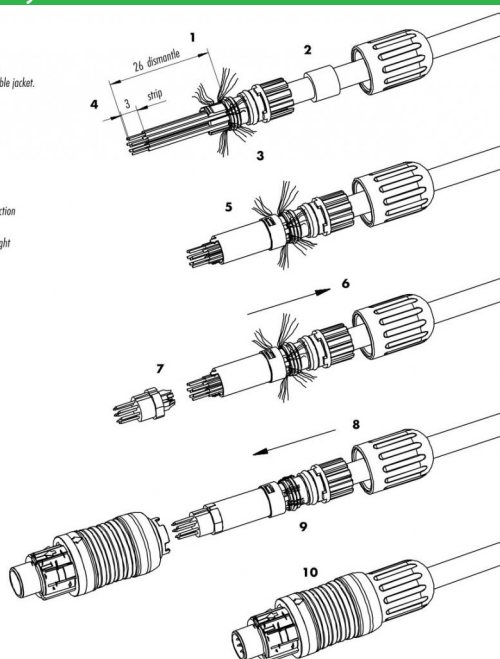
Product description	Push-Pull female cable connector, Contacts: 8, 3.5 - 5.0 mm, shieldable, solder, IP67
Area	Push-Pull series 430
Order number	99 4930 00 08

Component part drawing



Assembly instructions / Panel cut-out

- Strip to 26mm length but do not take off cable jacket.
- Bead pressing screw and clamp device to cable. Mount sealing ring to clamp device. Remove cable jacket.
- Fan out and comb shielding braid.
- Strip the insulation off the wires and tin them.
- Snap in distance sleeve and clamp device.
- Solder wires to solder cups.
- Stick distance sleeve to sleeve.
- Push forward and snap in clamp device. Mount shielding braid around the crown.
- Strip off and shorten shielding braid in the direction of the shielding ring.
too long: shielding braid on sealing ring - untight
too short: no contact to wave washer
- Stick assembled unit into carrier sleeve and tighten pressing screw.



Product description	Push-Pull female cable connector, Contacts: 8, 3.5 - 5.0 mm, shieldable, solder, IP67
Area	Push-Pull series 430
Order number	99 4930 00 08

Security notices

The connector must not be connected or separated under load. Non-observance and incorrect use can result in personal injury.

The connectors are designed for use in plant, control system and electrical equipment. The end user is responsible for checking whether the connectors are suitable for use in other applications.

Connectors used in electrical circuits containing hazardous life parts must only be assembled and used by or under the supervision of persons with the requisite electrotechnical training, taking the applicable regulations and standards into account.

Connectors with degree of protection IP 67 and IP 68 are not suitable for use under water. When used outdoors, the connectors must be separately protected against corrosion. For further information about IP degrees of protection refer to 'Technical support' in the Download Centre.